

Robins - Home Learning
Week Beginning 18th January

Hello Robins!

I hope you enjoyed learning all about doctors and nurses.


I will be in school this week with key-worker children so will not be able to respond as quickly to your Tapestry work, but do keep up the great work!

Don't forget to watch Tapestry so you can see what learning we will be doing each day.

I look forward to seeing all your wonderful work!

Mrs King

Area of learning	Monday	Tuesday	Wednesday	Thursday	Friday
Phonics	Say the new sound, 'ai', as in t-r-ai-n. Complete the worksheet and write the word under each picture.	Say the new sound, 'ee', as in t-r-ee. Complete the worksheet and write the word under each picture.	Say the new sound, 'igh', as in h-igh. Complete the worksheet and write the word under each picture.	Say the new sound, 'oa', as in b-oa-t. Complete the worksheet and write the word under each picture.	Say the new sound, 'oo', as in s-p-oo-n. Complete the worksheet and write the word under each picture.
<p>Have a look at...</p> <p>Phonics Bloom games - https://www.phonicsbloom.com/</p> <p>Phonics Play - https://www.phonicsplay.co.uk/resources</p> <p>Alphablocks on YouTube https://www.youtube.com/channel/UC_qs3c0ehDvZkbiEbOj6Drg</p>					
Maths	This week we are learning about shapes. Cut out and sort the shapes into circles, squares, triangles and rectangles. How do you know which shape it is? Describe the shape - how many sides, corners does it have? Do all of the triangles look the same? What is the same and what is different?	Watch the shape video https://www.youtube.com/watch?v=w6eTDfkvPmo Go on a shape hunt around your house. How many different shapes can you see? Make a tally of all the different shapes. Which shape did you find the most/least of?	Cut out the butterfly shape and carefully fold it down the middle. Both the wings are the same size and shape - it is symmetrical. Add blobs of paint to 1 side and carefully fold it over, then press onto the other side. The pattern will be symmetrical.	Play the shape pattern game on topmarks. Shape Patterns (topmarks.co.uk) Have a go at making a repeating pattern caterpillar and/or make the shape house.	Next week we will be learning about addition, beginning with adding 1 more. Watch 1 man went to mow. https://www.youtube.com/watch?v=NQwVBebHyXE Do the numbers get bigger or smaller? Make sets of objects, what is 1 more?



Topic

This week, we will be learning about firefighters. Watch and learn the nursery rhyme 'London's burning' <https://www.youtube.com/watch?v=zrA6IY4c9ioon's> What emergency service did they need? What vehicle do they drive? Make a fire engine like the one below. Can you notice any shapes? Square windows, a rectangle truck and circles for wheels. Talk about the similarities and differences between the ambulances that we made last week.



Watch the story on Tapestry 'Charlie the Firefighter'. If you have paint, make a fire crew handprint picture like the one below or draw around your hand and colour it in. Can you remember and sing the song from yesterday - London's burning?



On work out Wednesday's you can watch Joe Wicks or watch and learn Just dance videos on YouTube. This week, learn 'A Pirate you shall be'. <https://www.youtube.com/watch?v=oeHDfdmnaM> Do you like to dance? What is your favourite move? Can you do the floss?

Watch Tapestry about fire safety. Think about the things that firefighters use. How many can you name? Torch, hose, whistle, gloves, mask, oxygen. Would you rather rather be a police officer, a doctor or a firefighter? Why? You could make a firefighter hat using a cereal box and role play being a firefighter - use a skipping rope if you have one and pretend it's a hose!



Watch 'I want to be a firefighter' <https://www.youtube.com/watch?v=YQqgIFvn7gU> Colour in and label the fire engine template below using the word bank to help you.

Reading

Don't forget to read every day. I have been very impressed by all of the reading that you have all completed on Bug Club. Remember, you can earn coins for each book and activity you complete 😊

1 Put a ring around **a** and **i** in the alphabet.

abcdefghijklmnopqrstuvwxyz



2 Put a ring around **ai** in the words.

aim mail paid rail

3 Write the letters **ai**.

ai

ai



1 Put a ring around e in the alphabet.

abcdefghijklmnopqrstuvwxyz

2 Put a ring around ee in the words.

eel teeth bee sheep

3 Write the letters ee.

ee

ee



- 1 Put a ring around **i**, **g** and **h** in the alphabet.

abcdefghijklmnopqrstuvwxyz

- 2 Put a ring around **igh** in the words.

high sight might fright

- 3 Write the letters **igh**.

igh

igh



1 Put a ring around **o** and **a** in the alphabet.

abcdefghijklmnopqrstuvwxyz

2 Put a ring around **oa** in the words.

oak oats coat road

3 Write the letters **oa**.

oa

oa



1 Put a ring around **o** in the alphabet.

abcdefghijklmnopqrstuvwxyz

2 Put a ring around **oo** in the words.

zoo food moo spoon

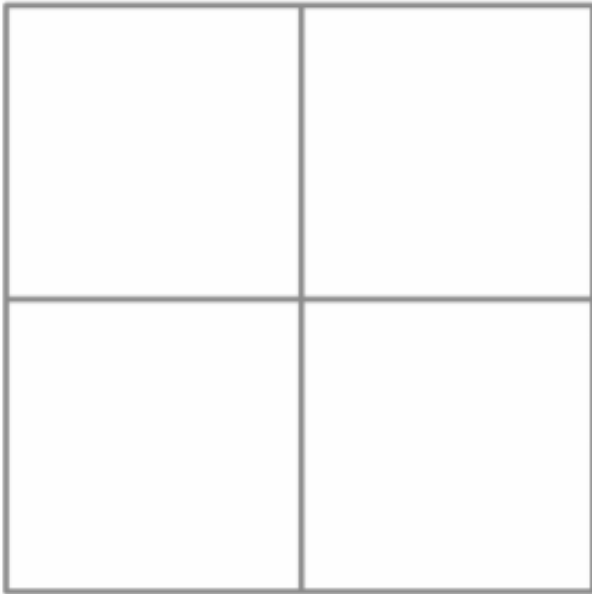
3 Write the letters **oo**.

oo

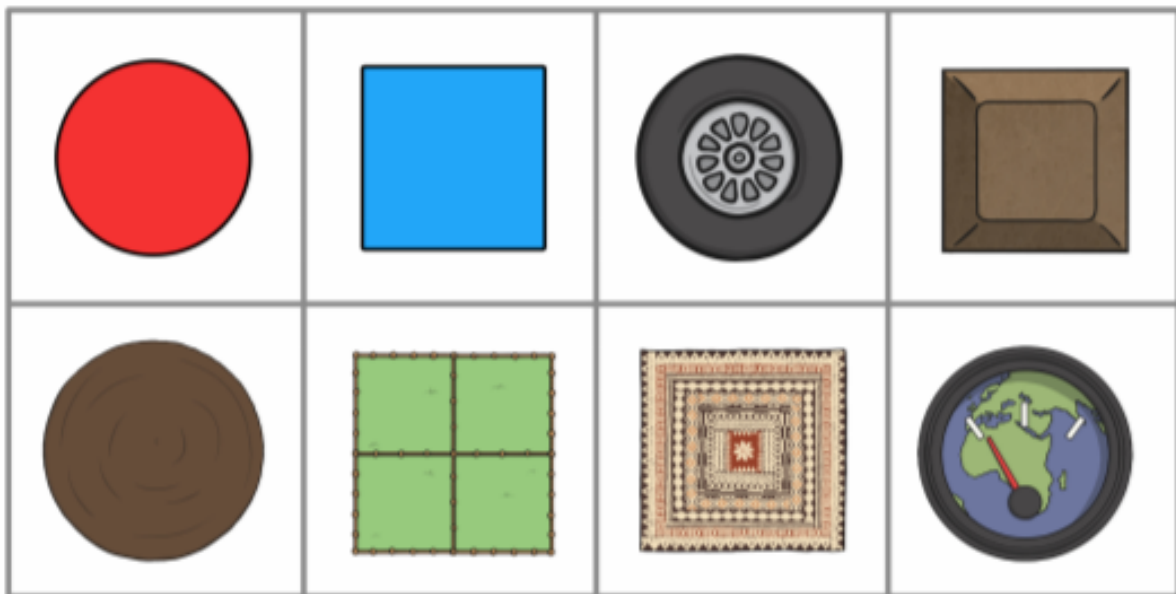
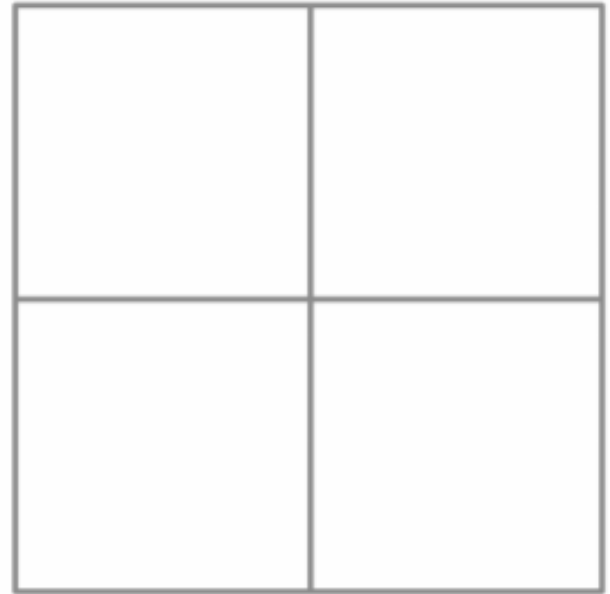
oo




circle




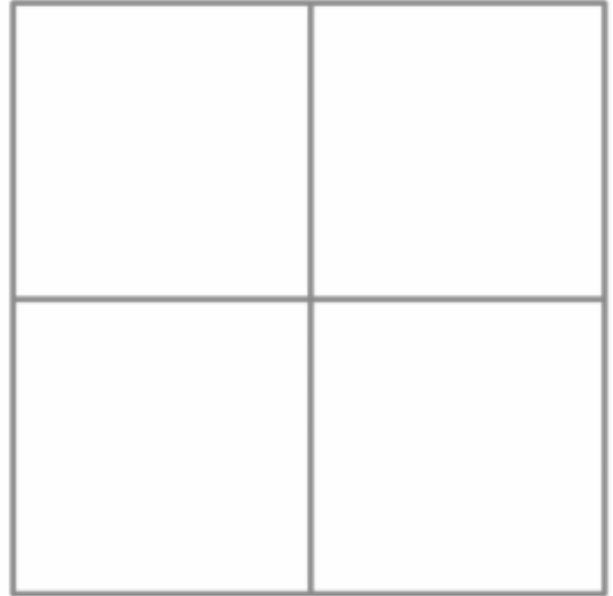
square

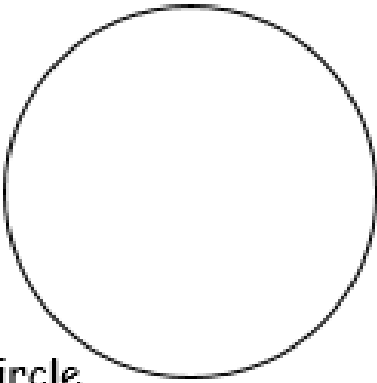
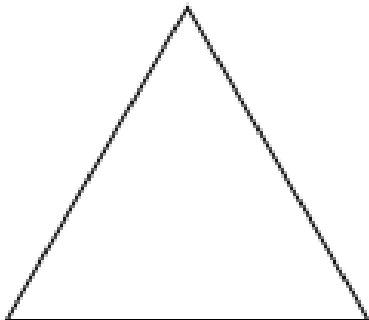





triangle



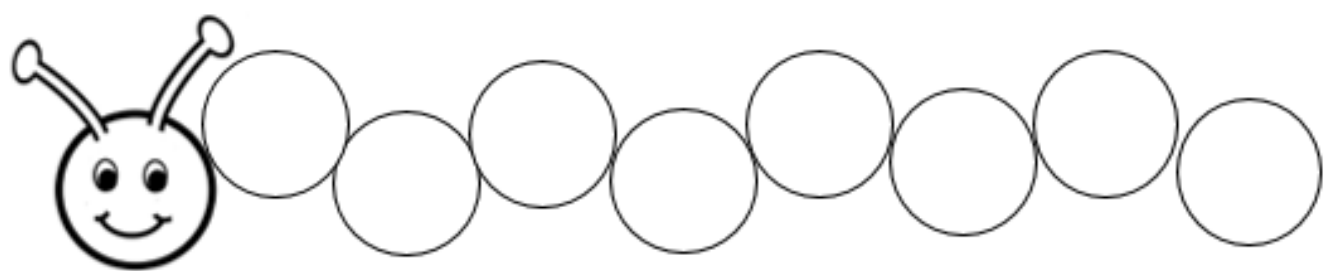
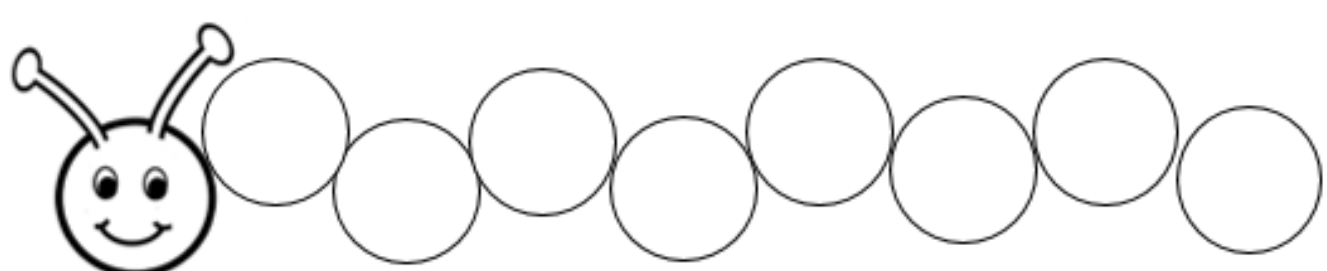
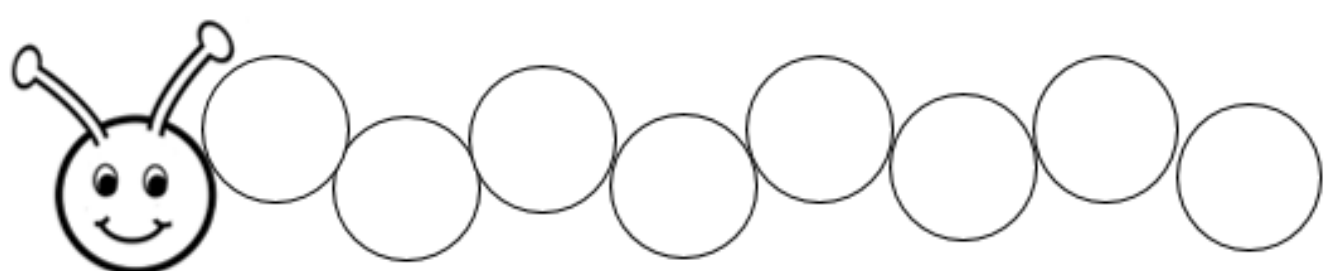
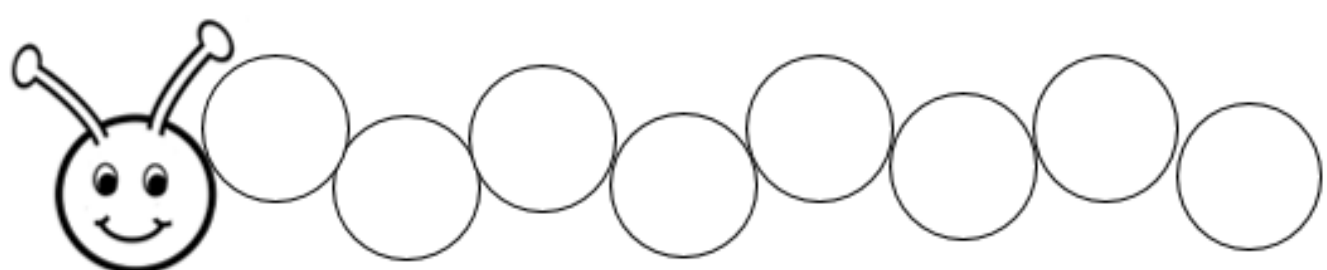
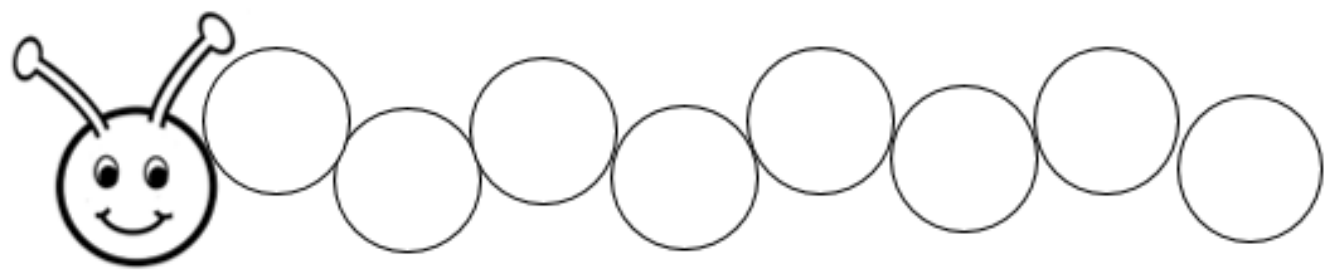
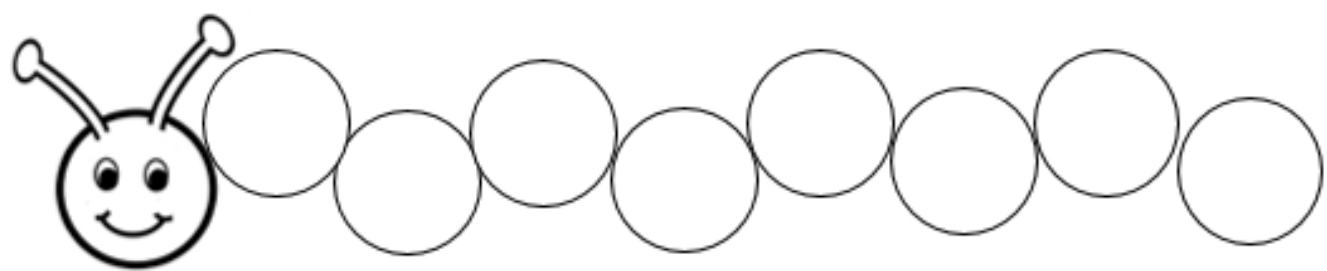
rectangle






Shape name	How many can you find?	How many sides?
 <p>circle</p>		
 <p>triangle</p>		
 <p>square</p>		
 <p>rectangle</p>		



twinkl.com







Word bank

light window wheel door hose ladders